

English

Quarter 4 – MELC 1:

Recognizing Common Action Words



English – Grade 1

Alternative Delivery Mode

Quarter 4 – MELC 1: Recognize common action word listened to EN1G-Iva-e-3.4

First Edition, 2019

Republic Act 8293, section 176 states that: No copyright shall subsist in any work of the Government of the Philippines. However, prior approval of the government agency or office wherein the work is created shall be necessary for exploitation of such work for profit. Such agency or office may, among other things, impose as a condition the payment of royalties.

Borrowed materials (i.e., songs, stories, poems, pictures, photos, brand names, trademarks, etc.) included in this book are owned by their respective copyright holders. Every effort has been exerted to locate and seek permission to use these materials from their respective copyright owners. The publisher and authors do not represent nor claim ownership over them.

Published by the Department of Education

Secretary: Leonora Magtolis Briones

Undersecretary:

Assistant Secretary:

Development Team of the Module

Author: Marly N. Sadorra

Editor: Divina I. Ramel

Reviewer: Arlee M. Vicmudo

Illustrator: Roger G. Ramos

Layout Artist: Marly N. Sadorra

Management Team: Dindo John H. Moreno PhD; Bermelita E. Guillermo PhD;

Chester C. Cortez; Merlie M. Binay-an ED

Evelyn V. Ramos, CID Chief

Jonathan A. Fronda PhD, CESE, OIC-ASDS

Rachel L. Llana PhD, CESO VI, OIC-SDS

Printed in the Philippines by _____

Department of Education – Schools Division of Nueva Vizcaya, DepEd RO II

Office Address: **Quezon St., Don Domingo Maddela, Bayombong, Nueva Vizcaya**

Telephone: **(078)392-0381, (078)392-0351, 09171589946**

Website: **www.deped-nv.com.ph**

Email: **nuevavizcaya@deped.gov.ph**

English

Quarter 1 – MELC 1:

Recognizing Common Action Words

This instructional material was collaboratively developed and reviewed by educators from public and private schools, colleges, and or/universities. We encourage teachers and other education stakeholders to email their feedback, comments, and recommendations to the Department of Education at action@deped.gov.ph.

We value your feedback and recommendations.

Introductory Message

For the facilitator:

This Alternative Delivery Mode Learning Module is intended for use by the Grade I learners who happen to miss the regular class session for one reason or another. In order for them to cope with the missed competencies/skills, this learning module allows the learners to seek learning support from their parents, elder siblings and anyone at home who is capable of providing the needed assistance.

Furthermore, this learning module contains varied learning activities and tasks which are developmentally appropriate for Grade I learner's use. Hence, the learners should be properly instructed and reminded to use separate sheets in doing the tasks/activities which are intended to be written, and/or as needed.

Prior to the use of this learning module, clear communication of the guidelines should be made, and proper collaboration between the facilitator and the learning support-provider should be established in order to achieve the most desired learning goals and outcomes.

For the learner:

Dear Learner,

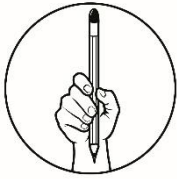
This module is intended for you to enhance your skills in recognizing common action words. Have fun in doing the activities!



What I Need to Know

This module is designed and written with you in mind. It is developed to help you recognize common action words.

After going through this module, you are expected to listen to a story; and recognize common action words.




What I Know

Directions: Look at the pictures. Tell what each one is doing.



1. She _____ on the floor.



2. He _____ a book.



3. Roy _____ a song.



4. Lorna is _____ on the ground.



5. Mother _____ food .

Lesson













1

Recognizing Common Action Words



What's In

Directions: Listen to your facilitator as he/she reads the words in the box. Circle the rhyming words in each row pictures and words.

 toy	 boy	 log
 bag	 van	 mug
 rat	 bat	 pan
 cone	 ball	 bone



Note to the Parents

You are the facilitator for this module. Your outmost guidance is necessary. You shall be reading the story and ask questions about it. For the other activities you shall be asking also questions based from the learner's activities.

May you enjoy your time with your learner in facilitating this module.



What's New

Directions: Listen to the story as the facilitator reads it.

A Day in the Park

It is Sunday.

Miss Ramos and her pupils are in the park.

Look at what they are doing.


Roy is flying a kite.

Angel is playing on a swing.

Carlo is swinging on the monkey bars.

Derick and Gabby are riding on a seesaw.

Miss Ramos is watching over them.



Answer the following questions orally.

1. What day is it?
2. Who is swinging on the monkey bar?
3. Who is playing on a swing?
4. What is Carlo doing?
5. What is Miss Ramos doing?
6. Where are they having fun?

Let us read these words:

ride

fly

play

read

The words above show actions.
They are called **action words**.



What is It

Activity 1 Match Me

Match Column A with Column B. Write the letter of the the correct answer.

A

1. run

2. eat

3. walk

4. play

5. sing

B

A.



B.



C.



D.



E.



Activity 2 Complete Me

Directions: Study the pictures. Select the words from the list below. Write the answers on the blank

sings

brushes

feeds

paints

watches

1. She _____ TV.



2. The boy _____ his teeth.



3. Father _____ a dog.



4. Yessa _____ beautifully.



5. The boy _____ the wall.



Activity 3 What one does?

Directions: Encircle the letter of the action word that best fits the sentence.

1. Mother _____ a newspaper.

- A. talks
- B. reads
- C. washes
- D. sweeps



2. Lito _____ fish.

- A. plays
- B. climbs
- C. catches
- D. cooks



3. Helen _____ food.

- A. eats
- B. cooks
- C. sweeps
- D. runs



4. Vince and Ruel _____ slowly.

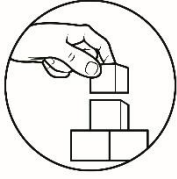
- A. write
- B. walk
- C. jump
- D. sit



5. Father _____ the fence.

- A. fixes
- B. paints
- C. wipes
- D. sweeps





What's More

Directions: Read the sentences with the facilitator. Identify the action words by answering each question orally.

1. Sarah jumps high.
What does Sarah do? _____
2. Paul writes a letter to his mother.
What does Paul do? _____.
3. Blackie runs fast.
What does Blackie do? _____
4. Lita sings well.
What does Lita do? _____
5. Rita sweeps the floor.
What does Rita do? _____

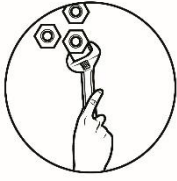


What I Have Learned



Let's Read.

Action words are words that tell/show actions.



What I Can Do

Directions: Encircle the letter of the correct action word that is in the box that tells about the picture.



A. cook

C. fly

B. crawl

D. cry



A. fly

C. sings

B. read

D. walk



A. walk

C. crawl

B. climb

D. jump



A. fly

C. reads

B. Jump

D. sings



Assessment


Directions: Encircle the letter of the action word for each picture.

1.




- A. wash
- B. write
- C. sing
- D. play

2.



- A. play
- B. read
- C. sleep
- D. throw

3.



- A. jog
- B. dance
- C. sing
- D. pray



- A. draw
- B. run
- C. play
- D. dance

5.



- A. walk
- B. paint
- C. read
- D. jump



Additional Activities

Directions: Tell the action word that best fits the picture.

1.




2.



3.

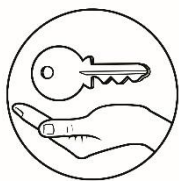


4.



5.





Answer Key

<p>What I Know</p> <ol style="list-style-type: none"> 1. Sweeping 2. Reading 3. Singing 4. Skipping 5. cooking <p>What I Can Do</p> <ol style="list-style-type: none"> 1. B 2. A 3. A 4. C <p>Additional Activities</p> <ol style="list-style-type: none"> 1. Cooking 2. Playing 3. Singing 4. Sweeping 5. reading 	<p>What's More</p> <ol style="list-style-type: none"> 1. jumps 2. writes 3. runs 4. sings 5. sweeps <p>What's New</p> <ol style="list-style-type: none"> 1. Sunday 2. Carlo 3. Angel 4. Swinging on a monkey bar 5. Watching <p>Park</p> <p>What's In</p> <ol style="list-style-type: none"> 1. toy, boy 2. bag ,mug 3. rat, bat 4. cone, bone 	<p>Assessment</p> <ol style="list-style-type: none"> 1. A 2. B 3. C 4. C 5. B <p>What is It</p> <p>Activity 1 Match Me</p> <ol style="list-style-type: none"> 1. C 2. D 3. B 4. E 5. A <p>Activity 2 Complete Me</p> <ol style="list-style-type: none"> 1. watching 2. brushing 3. feeding 4. singing 5. painting <p>Activity 3 What one Does?</p> <ol style="list-style-type: none"> 1. B 2. C 3. B 4. B 5. A
--	--	--

References

Curriculum Guide 2016

For inquiries or feedback, please write or call:

Department of Education – (Bureau/Office)

(Office Address)

Telefax:

Email Address: